

Protecting All Of Your Assets.

Snap-on® has what it takes to keep your shop clean and safe.

- Cleaning equipment—A clean garage is a safe, efficient garage. Snap-on has the answer for dirt, grease and grime. Keeping you and the shop in top form.
- Safety equipment—From basic safety glasses and ear protection to face protectors on the cutting edge of design, Snap-on helps you do your job safely and comfortably.
- Parts washers—Whether your shop needs solvent based or aqueous units, Snap-on carries a full line to meet your cleaning demands.

Increase Shop Profits.

Why pay a service fee to have used solvent carried away? A Snap-on parts washer is an investment in your shop and the environment. Using an advanced filtration system, you can eliminate the need for used solvent disposal, saving yourself money while protecting the environment.



PARTS WASHERS

Solvent Based


Dual filter parts washers from Snap-on® provide a clean supply of solvent for washing parts. Filtration system virtually eliminates solvent changes.

Dual Filter Washer

- Composite dual stage filter provides continuous filtration of solvent
- Tubs are constructed of 16 gauge steel and feature an added lip for strength
- Complete with work lamp and flexible spout (except for PBD34A)



PBD3222A



First stage filtration removes heavy solids

Dual Stage Filter

Second stage filtration provides further purification by removing oil and grease



PBC4828



PBD34A



PBD2622A



PBC3222A



PBC16

Specifications	PBD3222A	PBC4828	PBD34A*	PBD2622A	PBC3222A	PBC16
Filtration	Dual	Dual		Dual	Dual	
Base	Drum	Square	Drum	Drum	Square	
Interior Dimensions, inches	10H x 32W x 22D	14H x 48W x 28D	7H x 28W x 22D	7H x 26W x 17D	10H x 32W x 22D	6H x 15W x 16D
Fluid Requirements, gallons	20	20	10	10	20	5
Input Power Requirements	120VAC, 60Hz	120VAC, 60Hz	120VAC, 60Hz	120VAC, 60Hz	120VAC, 60Hz	120VAC, 60Hz
Pump Volume, gallons/hour	325	325	210	210	325	210
Output Pressure, psi	50	50	50	50	50	50
Overall Dimensions, inches	39H X 36W X 26D	45H X 52W X 32D	35H X 31W X 23D	34H X 30W X 21D	39H X 36W X 26D	10H x 17W x 23D
Open Height, inches	63	75	60	53	63	23
Replacement Filter	PBD3209	PBD3209		PBD3202	PBD3209	
European Models, 230VAC, 50Hz	PBDH3222AEUR	PBCH4828EUR		PBDH2622AEUR	PBCH3222AEUR	
PBD1751 Parts Tray	Included	Included	Optional		Included	
PBA720A Drain Table	Optional	Optional	Optional		Optional	

*Blue-Point®

TECHNICAL SUPPORT
1-800-253-3661



PBC42A

Electric/Medium Duty

PBC42A High Pressure Parts Washer.

- Fully enclosed aqueous parts washer
- Blast parts clean with a high pressure wand
- Soap solution is heated for additional effectiveness
- Automatic soak cycle loosens up grime
- Screen and contaminant trap to separate oil and grease from soap solution
- Includes 25 lbs. of YADW896A powdered soap

Specifications	PBC42A
Power Source	Electric
Depth, inches	24
Reservoir Capacity, gal.	12
Electrical Requirements	230VAC, 60 Hz
Pump Motor, hp	3/4
Output Pressure, psi	500
Volume, gal/h	180
Heater, watts	1,500
Open Height, inches	67
Inside Dimensions, inches	16 to 26H x 40W x 24D
Overall Dimensions, inches	62H x 46W x 27D

European Model - PBCH42AEUR (230VAC, 50Hz)



PBC33

PBC33 Standard Heated Aqueous Parts Washer.

- Clean parts with a pressurized cleaning spout
- Heated for additional effectiveness
- Heavy-wall polyethylene tub and solid base
- Integral oil skimmer removes oil and grease from the cleaning solution
- Includes 4 gallons of PBA728A cleaning solution concentrate

Specifications	PBC33
Power Source	Electric
Depth, inches (mm)	28 (711)
Reservoir Capacity, gal.	20
Electrical Requirements	120VAC, 60Hz
Output Pressure, psi	50
Volume, gal/h	325
Heater, watts	1,500
Open Height, inches	65
Inside Dimensions, inches	10H x 21W x 31 1/2D
Overall Dimensions, inches	42H x 37W x 28D

European Model - PBCH33EUR (230VAC, 50/60Hz)

Electric/Heavy Duty

PBC57A High Pressure Automatic Parts Washer.

- Automatically cleans engine blocks, cylinder heads, transmission cases and small parts
- Heated and pressurized soap solution
- 18 high pressure nozzles
- Turntable rotates and pulls out for ease of part loading
- Integral oil skimmer removes oil and grease from the soap solution
- Includes 25 lbs. of YADW896A powdered soap

Specifications	PBC57A
Power Source	Electrical
Reservoir Capacity, gal.	60
Electrical Requirements	230VAC, 60Hz (min 60A service)
Heater, watts	9,000
Pump Motor, hp	2
Turntable Capacity, lb.	500
Turntable Diameter, inches	30
Turntable Speed, rpm	3
Inside Dimensions, inches	41H x 35W x 35D
Overall Dimensions, inches	69H x 53W x 43D

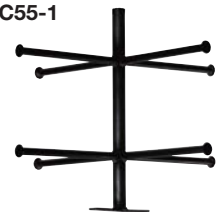
European Model - PBCH57EUR (230VAC, 50Hz)



PBC57A



PBC55-1



PBC55-3

PBC55-1 Parts Basket.

- Perforated steel basket for holding small parts

PBC55-3 Parts Tree.

- Welded steel tube rack for hanging smaller parts



WARNING



- Do not direct air or fluid stream at body
- Do not expose solvent to flames, sparks or other sources of ignition
- Use in well-ventilated area
- Do not use washer without fusible link or safety valve intact
- Read safety precautions on pages 594 to 597

PARTS WASHERS

Parts Washer Accessories



Parts Cleaning Brushes/Solvent & Aqueous Based-Blue-Point®

YA452 Parts Cleaning Brush.

- Stiff bristles with contoured, nonslip plastic handle
- Attaches to most parts washers
- Flared hose end fits 1/4" spouts: 24" long hose has internal spring to prevent kinking
- 35 1/4" overall length

GA501A Parts Cleaning Brush.

- Similar to YA452 without hose: 11 1/4" long

YA505 Parts Cleaning Brush.

- 2 pack for cleaning engine parts, machinery, wheel bearings and other metal components
- Polypropylene bristles withstand repeated use in cleaning solvents
- Diameter: 1 1/4" - overall length 10 3/4"



PBA760

Cleaning Solution for Solvent

Based Parts Washers

PBA760 Solvent.

- Petroleum solvent with 140° flash point
- Excellent for removing oil and grease
- Used in solvent based parts washers only
- 5 gallon plastic pail with pour spout

Parts Cleaning



YA730D



YA729B



YA1729



YA571



YA297



NOZZLE360A



GA299

Hose Reels

YA730D Heavy Duty Air/Water Hose Reel.

- 50' of 3/8" ID low pressure hose
- Adjustable ball stop
- 24" connecting hose
- High carbon steel retraction spring
- Guide arm adjusts to 4 positions

YA729B Hose Reel.

- 30' of 3/8" ID low pressure hose
- Adjustable ball stop
- 12" connecting hose
- Metal construction
- Max. pressure 300 psi
- Max. water temperature 200° F

YA1729 Air Hose Reel.

- Spring tension brake controls reel rotation
- 1/4" NPT brass swivel allows free flow of air
- Easily attaches to the wall or work surface
- Hose not included

Specifications	YA1729
Air Supply Required	28 CFM at 90 psi
Diameter, inches	17 3/4
Height, inches	19
Reel Capacity, feet (3/4" O.D. hose)	100
Reel Capacity, feet (5/8" O.D. hose)	150
Width, inches	11

Water Nozzles and Hoses

YA571 Water Spray Nozzle.

- Sprays hot or cold water
- Clip locks spray at desired setting
- Nose bumper prevents scratches to auto paint
- Fits standard garden hose threads

YA297 Water Saving Hose Nozzle.

- Provides concentrated pressure stream
- Features special rocker-actuated check valve
- Fits standard garden hose threads
- 9" long

NOZZLE360A Water Spray Nozzle.

- Turns any standard 5/8" hose into a multi-function cleaning tool
- 5 different spray patterns
- 360° jetted nozzle is engineered from rugged extruded aluminum, forged stainless steel, high grade fiberglass and comfort grip santoprene
- 2 way shut off

GA299 Air-Solvent Gun.

- Used for degreasing or applying oils
- Quickly converts to long wanded air gun
- Includes 8' hose for siphoning chemicals into gun
- Operates on 35 to 175 psi



PBA728A



PBA729

Cleaning Solutions for Aqueous Based Parts Washers

PBA728A Water Based Cleaning Solution Concentrate.

- Odorless, low foaming solution for PBC33
- Best results when heated
- 4 gallon plastic pail

PBA729 Biodegradable Water Based Cleaning Solution.

- Clear green liquid detergent, low foaming
- Best results when heated
- Use in PBC33 and similar washers
- 4 gallon plastic pail

YADW896A Alkaline Powder Soap.

- Powder alkaline cleaner for PBC42A and PBC57A washers
- Low foaming; safe for use on aluminum, brass and steel
- Includes rust inhibitor additive
- 25 lb. plastic pail

Solvent Based Parts Washer Accessories

PBA725 Parts Basket.

- Hangs inside solvent based parts washers

PBD1751 Parts Tray.

- Helps drain excess solvent
- Attaches to outside of parts washer
- Measures 12 1/2" W x 18 1/2" D

PBA720A Drain Table.

- Helps drain excess solvent
- Attaches to outside of parts washer
- Measures 25-1/2"W x 18-1/2"D



PBA725



PBD1751



PBA720A

PRESSURE WASHERS

Cold Water

Includes ceramic plunger pump with stainless steel valves, trigger gun, chemical injection and adjustable pressure.



SEPW1500P



SEPW1000



SEPW1500SM



SEPW1600G



SEPW2700G

Electric Powered

Adjustable 0 to 60° spray nozzle and GFCI protection with 35 power cord.

Specifications	SEPW1500P Hand Carry	SEPW1000 Cart Mounted	SEPW1500SM Wall Mounted
PSI (bar)	1,450 (100)	1,000 (69)	1,450 (100)
GPM (lpm)	2 (7.6)	2 (7.6)	2 (7.6)
HP	2	1.5	2
Voltage	120V/20A/1 ph.	120V/15A/1 ph.	120V/20A/1 ph.
Chemical Tank Cap.		1 gal	
Pump Max. Temp.	140°F	140°F	180°F
Thermal	Mechanical	Mechanical	Mechanical
Hose Length (feet)	26	50	40
Dimensions (L x W x H)	18" x 12" x 11"	21" x 16" x 36"	20" x 12" x 20"
Shipping Wt., lbs.	68	65	98

Gas Engine

Interchangeable or adjustable 0 to 40° spray nozzle plus powder coated tube frame cart with pneumatic tires.

Specifications	SEPW1600G Cart Mounted	SEPW2700G Cart Mounted
PSI (bar)	1,600 (110.4)	2,700 (183.3)
GPM (lpm)	3 (11.4)	3 (11.4)
HP	5	6.5
Engine	Honda GC	Honda GC
Fuel Tank Cap.	1.9 qts	3.9 qts
Chemical Tank Cap.	3 gal	3 gal
Thermal	165° F	165° F
Hose Length (feet)	50	50
Dimensions (L x W x H)	30" x 21.5" x 36"	30" x 21.5" x 36"
Shipping Wt., lbs.	87	108

Oil Fired Hot Water

Heats water to 200° F. Includes ceramic plunger pump with stainless steel valves, trigger gun, interchangeable nozzles, chemical injection, adjustable pressure, stainless steel cold wrap around coil, poly fuel tanks and GFCI protection. Powder coated tube frame cart with pneumatic tires for extra durability.



SEPW14SHDE



SEPW30SHDE



SEPW3000QH

Electric Power

Specifications	SEPW14SHDE	SEPW15SHDE	SEPW20SHDE	SEPW30SHDE
PSI (bar)	1,450 (100)	1,500 (103.5)	2,000 (138)	3,000 (207)
GPM (lpm)	2 (7.6)	3 (11.4)	4 (15.2)	4 (15.2)
HP	2	3	5	7.5
Voltage	120V/20A/1 ph.	230V/20A/1 ph.	230V/25A/1 ph.	230V/34A/1 ph.
Burner Fuel Capacity	5 gal	5 gal	5 gal	5 gal
Dimensions (L x W x H)	34" x 27" x 47"	34" x 27" x 47"	34" x 27" x 47"	34" x 27" x 47"
Shipping Wt., lbs.	350	350	570	600

Gas Engine

Specifications	SEPW3000QH
PSI (bar)	3,000 (207)
GPM (lpm)	4 (15.2)
HP	13
Engine	Honda
Fuel Tank Capacity	6.9 qts
Burner Fuel Capacity	5 gal
Dimensions (L x W x H)	54" x 32" x 49"
Shipping Wt., lbs.	600



WARNING



- Do not direct air or fluid stream at body
- Read safety precautions on pages 594 to 597

VACUUMS/SHOP FANS

Wet/Dry Vacuums

Industrial strength full wet and dry cleaning/drying machines combine the highest degree of suction/air-flow with ruggedly durable motors. Highest quality materials ensure long life. Ball bearing motor designs for strong performance with less motor strain. Engineered for easy portability and long life.



Specifications	YA1023	YA1105	YA1009SS	BLPVAC5*
Tank	23 Gal. Poly	Corrosion Resistant	Corrosion Resistant	5 Gal Polypro
Casters	Large Rear/Swivel Front	Four Swivel	Large Rear/Swivel Front	4 Metal Casters
Waterlift	91"	84"	84"	65"
Motor	2 Stage	2 Stage	2 Stage	1 Stage
CFM	142	78	78	117
Approval	UL and c-UL	UL and c-UL	UL and c-UL	UL and c-UL
Operation	Full Wet and Dry	Full Wet and Dry	Full Wet and Dry	Full Wet and Dry
Filter Assembly	YAT90448	YAT24519	YAT90445	- (Washable Cartridge Filter)
Includes	1.5" Wet/Dry Tool Set (hose w/swivel end, crevice tool, upholstery tool, 2 straight extensions, floor tool housing with carpet face, brush face, squeegee face)	1.5" Wet/Dry Tool Set (hose w/swivel end, crevice tool, upholstery tool, 2 straight extensions, floor tool housing with carpet face, brush face, squeegee face)	1.5" Wet/Dry Tool Set (hose w/swivel end, crevice tool, upholstery tool, 2 straight extensions, floor tool housing with carpet face, brush face, squeegee face)	7 hose (1-1/4" dia.), 3 extension wands, washable cartridge filter, reusable foam sleeve, 10" floor/squeegee nozzle, utility nozzle with brush and crevice tool

*Blue-Point®



Handheld Vacuums

AV1000A

AV1000A Deluxe Air Vacuum Kit.

- Ideal for vehicle media and body shops or any applications in need of picking up dust, metal shavings or broken glass
- Includes 8.7" aluminum extension tube, pointed nozzle, flexible tube and crevice tool with brush
- Large collection bag includes a debris baffle and sliding bag clamp for emptying debris
- Lightweight ergonomic handle design

Specifications	AV1000A*
Air Consumption, Average, DFM (SCFM) [l/min]	3 (21) [84.95]
Sound Level, Free Speed, dBA	81.2
Sound Level, Working, dBA	81.2
Recommended Hose Size, inches	3/8
Length (without bag), inches (mm)	13 (330)
Brush Head Size, inches (mm)	1 1/8 x 2 5/8 (28.5 x 66.7)
Bag Size, inches (mm)	6 1/2 x 11 1/4 (165 x 285)
Weight, lbs. (kg)	0.88 (0.4)

*Blue-Point

Shop Fans

WIND100 Heavy Duty Air Mover.

- For heavy duty air circulation applications
- Use for drying carpets, upholstery or hard floors plus removing vapors from enclosed spaces
- Maximum 2,500 CFM output
- 3 position discharge adjustment
- 3 speed switch



WIND100

Specifications	WIND100
Power	120VAC/60 Hz
Speeds	3
Air Delivery	1,600 - 2,000 - 2,500 CFM
Air Flow Direction	0°/30°/90°
High Output Fan Size	10 3/4 Dia. x 10 1/2 W
Motor	.5 Hp
Motor Rating	Continuous Duty
Power Cord	15 (18/3)
Size, (LxWxD), inches	18 H x 14 W x 20 1/2 D



YA1102

Portable Spotter

YA1102 Portable Spotter.

- Use on carpeting, seat fabrics and other cleaning needs
- Durable molded tank
- Large 2 gal. capacity
- Powerful 55 psi solution pump motor
- Strong recovery with 94 CFM vacuum rating
- Quick disconnect solution hose at body
- Includes hose and hand tool
- Use with CLEAN1A cleaner solution (32 oz.) sold separately
- UL and CSA Certified
- ETL and ETL-c Listed
- 84" waterlift
- Bypass 1.2 HP motor

Back Supports/Arm Protectors/Knee Pads

Stock No. Back Supports	Size	Color
BACK1M	Medium 31" to 36" waist	Red
BACK1L	Large 35" to 40" waist	Red
BACK1XL	X-Large 39" to 44" waist	Red
BACK1XXL	XX-Large 43" to 48" waist	Red
BACK1SBK	Small 27" to 32" waist	Black
BACK1MBK	Medium 31" to 36" waist	Black
BACK1LBK	Large 35" to 40" waist	Black
BACK1XLBK	X-Large 39" to 44" waist	Black



BACK1LBK



BACK1XL

Back Supports

- Curved, firm support pads help reduce back fatigue
- Unique patented lumbar pad design to firmly support the lower back
- Not a replacement for proper workplace design and proper training in lifting, twisting and bending movements

Arm Protectors/Knee Pads



HS700A

HS700A Arm Protector.

- Protects arm from burns when working around engines
- Fits either right or left arm, protecting hand and forearm
- 2 layer heat resistant Kevlar® for extra protection
- Washable
- 15" (381mm) overall length



KNEEPAD2

KNEEPAD2 Kneepads.

- Polypropylene cap protects against floor debris
- Outer cap is securely attached to padded nylon inner pad for maximum comfort
- Extra wide Velcro® straps for easy On/Off
- Lightweight



KNEEPAD3

KNEEPAD3 Gel-Cushioned Kneepads.

- Wide neoprene rear lower flap reduces chafing
- Gel-cushioned for maximum comfort
- Velcro straps for easy On/Off, secure fit and comfort
- Hinged pad extensions for a comfortable fit

Mitchell1® Service Programs

Mitchell1 Service Manuals

SKECAG10 Emission Control Application Guide Mitchell1 Manual.

Covers 1966 - 2008 Domestic vehicles and 1968 - 2008 Import vehicles.

- General information
- How to use the Mitchell1 Emission Control Application Guide
- Emission control visual inspection procedures
- Diagnostic connector locations
- State emission standards
- Service reminder indicator reset procedures
- Engine displacement conversion table
- Emission control abbreviations
- Emission control applications
- EGR function testing
- Base ignition timing specifications
- EPA emission recalls
- Traction control disable procedures
- Drive cycle section



SKECAG10

SKTPMS09 Tire Pressure Monitoring Systems MITCHELL1 Manual.

- TPM servicing requirements
- List of specialty tools
- Model-specific articles
- Overview of the TPM system
- Warning indicator reset procedures
- System retrain/relearn procedure
- Dismounting/mounting cautions and notes
- Tire pressure sensor replacement procedures
- Wheel nut torques
- Tire pressure sensor nut torques



SKTPMS09



WARNING



• Read safety precautions on pages 594 to 597

SHOP SUPPLIES

Lubrication



ULUBE1



AS4



AS8



AS16

Synthetic Lubricant

ULUBE1 Synthetic Lubricant.

- Easy to apply spray extends tool life
- Specially formulated for use with bearings and other rotating devices
- Case of (12) 5.5 oz. cans

Anti-Seize Lubricant

- Premium general purpose copper/graphite blend anti-seize compound
- Formulated to prevent seizing and galling at high temperatures (resistant to 1800° F)
- Lubricates and protects against corrosion
- Eases assembly and disassembly of metal parts while reducing friction and wear

AS4 Anti-Seize Lubricant. 4 oz. bottle with applicator brush attached to cap.

AS8 Anti-Seize Lubricant. 8 oz. bottle with applicator brush attached to cap.

AS16 Anti-Seize Lubricant. 16 oz. bottle with applicator brush attached to cap.

Auto Care/Detailing

Cleaners, Polishes and Sealants



POLISH1CSA

POLISH1CSA Polish/Sealant.

- Clean, polish and seal in one fast, simple application
- Performs superbly on acrylic, enamel, lacquer, urethane, all clear coats, fiberglass and plastics
- Removes dirt, carbon contamination, pollutants and oxidation while restoring original depth and luster
- Contains no wax or free silicones
- Case of (12) 16 oz. bottles
- Use with POLISHD8C detailing pad for best results



POLISH2

POLISH2 Metal Polish.

- Can be used on aluminum, chrome, stainless steel, brass, copper, silver and gold
- Comes with cloth like applicator
- Case of (12) 3 oz. units



CLEAN1A

CLEAN1A Cleaning Solution.

- Fresh scent
- Multi-surface cleaner for tires, aluminum and alloy wheels, carpets, seats and other interior fabrics
- Recommended for easy removal of UV dyes from AC units
- Designed to work alone or with Snap-on® YA1102 dirt and stain extractor
- Case of (12) 32 oz. spray bottles

Buffing and Detailing

- Use on base and clear coat paints, acrylics, enamels, lacquers, urethane, fiberglass and plastics
- 2" thick high density foam is tear resistant and durable
- Concave surface minimizes splatter for efficient material use
- Balanced pads feature a backup plate for even application and reduced fatigue



POLISHD8C

POLISHD8C Detailing Pad.

- 8" pad for use with electric and pneumatic power tools
- 5/8"-11 thread
- Use with POLISH1CSA polish/sealant



POLISHB8C

POLISHB8C Buffing Pad.

- 8" pad for use with electric and pneumatic power tool
- 5/8"-11 thread



POLISHW8A

POLISHW8A Wool Buffing Pad (8").

- Ideal for cutting, buffing and removal of scratches and paint imperfections
- 1 1/2" wool pile lasts longer than standard wool pads
- Can be used with AT450BP, AT460BP and ETB1580A polishers

Auto Care/Detailing



BUFF3KIT

Buffing Kits—Blue-Point®

BUFF3KIT1 Foam Pad.

- 3" diameter wavy foam pads for fine polishing applications
- 5 pads in storage tube EU - GB

BUFF3KIT2 Lambswool Pad.

- 3" diameter lambswool pads for ultra fine polishing applications
- 5 pads in storage tube EU - GB

BUFF3KIT3 Twisted Wool Pad.

- 3" diameter twisted wool pads for aggressive buffing applications
- 5 pads in storage tube EU - GB

BUFF3KIT4 Fibrel Wavy Pad.

- 3" diameter fibrel wavy pads for ultra coarse buffing applications
- 5 pads in storage tube EU - GB

BUFF3KIT5 Shur-Grip Pad Holder (3" diameter).

- Use with buffing/polishing pads in the BUFF3KIT series
- 1/4" shaft
- 3" diameter EU - GB

BUFF3KIT Miniature Buffing Kit.

- Ideal for buffing and polishing autos, boats, motorcycles, aircraft and more
- Use on all painted surfaces, metal, chrome and wood
- Varied pad selection from ultra fine to very aggressive
- Wavy edge allows user to reach tight places
- Hook and loop retention system for quick, easy and secure pad/driver connection
- Includes (1) 1/4" shaft, 3" diameter Shur-Grip pad holder and 1 each of the following: blue wavy foam pad (fine polishing), black lambswool pad (ultra fine polishing), twisted wool pad (aggressive buffing) and fibrel wavy pad (ultra coarse buffing) EU - GB

Hand Cleaners

Medicated

Hand Cleaners



WOD303CSA WOD503CSA

- Quickly dissolves and removes stubborn dirt and stains while antiseptic properties protect the skin

WOD303CSA Medicated Hand Cleaner.

- Fresh orange scent • Case of (4) 4 1/2 lb. cans

WOD503CSA Medicated Hand Cleaner.

- Case of (4) 4 1/2 lb. cans



WOD2025ACSA WOD2325ACSA WOD2018ACSA

Water Activated Hand Cleaners

- Soybean based, water activated and concentrated formula with fibril scrubbers
- Contains antiseptic ingredient and conditioners for maximum skin protection
- Redline hand cleaner offers the highest performance skin cleaning with fibril/pumice double scrubbing action

WOD2025ACSA Water Activated Hand Cleaner.

- Case of (4) 84 oz. bottles • Requires WOD1027 pump dispenser

WOD2325ACSA Redline Hand Cleaner.

- Case of (4) 84 oz. bottles • Requires WOD1027HT pump dispenser

WOD2018ACSA Water Activated Hand Cleaner.

- Portable size is perfect for a tool box, cart or at home
- Squeeze bottle with no drip nozzle • Case of (12) 18 oz. bottles

Hand and Shop Towels

WOD5020 Hand and Tool Cleaning Towels.

- Convenient hand towels for cleaning tools or hands of oil and grease
- Towels contain lanolin and rust preventatives
- 6 per case



WOD5020



WARNING



- Do not ingest or use on face
- Read safety precautions on pages 594 to 597

Pumice

Hand Cleaners



WOD423CSA WOD623CSA

WOD1050CSA

- Extra strength pumice hand cleaner with antiseptic ingredient

WOD423CSA Pumice Hand Cleaner.

- Fresh orange scent • Case of (4) 4 1/2 lb. cans

WOD623CSA Pumice Hand Cleaner.

- Case of (4) 4 1/2 lb. cans

WOD1050CSA Pumice Hand Cleaner.

- Fresh orange scent • Case of (4) 1 gal. bottles



WOD507

WOD1027

WOD1027HT

Hand Cleaner Dispensers

WOD507 Heavy Duty Hand Cleaner Dispenser.

- Convenient for wall mounting • 4 1/2 lb. cans of hand cleaner

WOD1027 Pump Style Hand Cleaner Dispenser.

- Wall mounted, pump style dispenser for WOD2025ACSA or WOD2325ACSA hand cleaners in 84 oz. bottles

WOD1027HT Pump Style Hand Cleaner Dispenser.

- Wall mounted, pump style dispenser for WOD2025ACSA or WOD2325ACSA hand cleaners in 84 oz. bottles

Fingernail/Hand Brush

WOD1000 Fingernail Brush.

- Use with any "WOD" series hand cleaner



WOD1000

SHOP SUPPLIES

Wire Brushes



Wire Brushes

- Ergonomic cushion grip handle designed for maximum comfort and control
- Use with both hands to maximize pressure
- Heavy 28 gauge stainless gives units maximum strength and durability
- Choice of brush width and length allows you to cover a wide range of applications

Applications:

- Ideal for cleaning rusted threads, battery terminals and gaskets
- Removes body rust prior to welding on various metal parts
- Cleans off caulk and interpanel grinding welds



Stock No.	Description
WBBS2	2 inch miniature brass wire brush
WBSS2	3 inch stainless steel wire brush
WBSS3	5 inch stainless steel wire brush
WBSS5	7 3/4 inch stainless steel wire brush
WBSS8	8 3/4 inch stainless steel wire brush
WBSS14	6 3/4 inch stainless steel wire brush
WBSET	Includes (2) WBBS2 miniature brass wire brushes and (1) WBSS2 miniature stainless steel wire brush
WBSS5CAL	11 inch stainless steel wire brush
WBMSSET	Includes (1) WBSS8 stainless steel wire brush (1) WBSS9 stainless steel wire brush (1) WBSS14 stainless steel wire brush and (1) WBSET wire brush set
WBSS2BKT	Includes (25) WBSS2 stainless steel wire brushes
WBBS2BKT	Includes (25) WBBS2 brass wire brushes



Specialty Brushes—Blue-Point®

AC5B Hand Scratch Brush. Stainless wire bristles for use where corrosive materials are found. 7 7/8" long.

AC58D Wire Brush. Larger version of AC5B. 13 3/4" long.

AC64A Shoe Handle Scratch Brush. Carbon steel bristles. 10" x 1 1/16". 5" long.

Glue Guns



Cordless Glue Gun Kits—Blue-Point

GLUEGUN3 Compact Cordless Glue Gun.

- Melt rates of up to 3.5 lbs./hr. with 4 minute warm up time
- Fuel tank is stainless steel and holds fuel for up to 3 hours of use
- Quick 30 second refill time
- Cooled exhaust gas port and ventilated heat chamber
- Performance grip and trigger for accurate flow control
- Fuel tank is tested to 100 bar, with a 40 bar release valve
- Includes gun stand

GLUEGUN4KT Compact Cordless Glue Gun Kit.

Includes cordless, self igniting, refillable butane gas powered glue gun, 7 general purpose glue sticks and hinged wire stand.

Product Feature	GLUEGUN3	GLUEGUN4KT
Power Range	175 Watts	125 Watts
Run Time	3 hours	2 hours
Melt Rate	3.5 lbs/hr	1.6 lbs/hr
Trigger Squeeze (inches)	1/8 bead - 16 long	1/8 bead - 8 long
Stick Diameter (inches)	STD 1/2 - 12mm	STD 1/2 - 12mm
Temp. Range	383F/195C	383F/195C
Warm-up Time	4 minutes	3 minutes
Ignition Source	Piezo Self-Igniting	Piezo Self-Igniting
Therma Fuse	Yes	Yes
Gas View Window	Yes	Yes
Can use optional Nozzles	Yes	No

Stock No.	Description
GLUEGUN2KT1	Diagonal Orifice Nozzle, 1 1/4" (30mm) for GLUEGUN3
GLUEGUN2KT2	Needle Orifice Nozzle, 1 1/4" (30mm) for GLUEGUN3
GLUEGUN2KT3	Flat Orifice Nozzle, 1 1/4" (30mm) for GLUEGUN3
GLUEGUN2GS8	General Purpose glue sticks. 8 pack.
GLUEGUN2KT9	Gun stand for GLUEGUN3.

Grinder Discs and Accessories

Grinder Accessory–Blue-Point®

WD12 Grinding Wheel Dresser.

- Removes glaze and trues up wheel
- New cutters can be easily inserted
- Hood protects cutter

WD13 Grinder Wheel Dresser.

- Helps true up grinding wheels
- Hardened and serrated steel disks
- 11" long, 1.5" diameter wheels



WD12



WD13

Wire Wheels

Crimped Wire Wheels

- Crimped bristles help prevent bending or breaking and are anchored without welds or crimps in flanges
- .014" wire size

AC48ADAPT3/4

- Adapts the AC48A to a 3/4" shaft

AC48ADAPT1

- Adapts the AC48A to a 1" shaft



AC26E



AC48A



AC48ADAPT3/4



AC48ADAPT1

Crimped Heavy Duty (Non-tempered Wire)

Stock No.	Brush Dia., inches	Width, inches	Arbor Hole, inches	Maximum Safe Free Speed, RPM
AC26E	6	29/32	5/8, 3/4, 1	6,000
AC28E	8	1 1/8	5/8, 3/4, 1	4,500

Crimped Industrial (Tempered, High Density Wire)

Stock No.	Brush Dia., inches	Width, inches	Arbor Hole, inches	Maximum Safe Free Speed, RPM
AC48A	8	1	5/8	4,500



AC614B



AC207A

Encapsulated

- Individual wire tips are encased in synthetic elastomer material (gradually wears away to expose only wire tips) for consistent stiff brushing action
- Ideal for auto body and surface applications

Twisted Tuft

Tufts are 1 1/4" long and are twisted about 2/3 of the way.

Stock No.	Wheel Dia., inches	Wheel Width, inches	Wire Size, inches	Arbor Hole, inches	Maximum Safe Free Speed, RPM
AC614B	6	1/2	.016	1/2, 5/8	9,000

Stock No.	Wheel Dia., inches	Wheel Width, inches	Wire Size, inches	Arbor Hole, inches	Maximum Safe Free Speed, RPM
AC207A	2	1/4	.014	3/8, 1/2	18,000
AC217A	3	1/4	.014	3/8, 1/2	18,000



WARNING



- Do not use wire wheels above their maximum rated RPM
- Read safety precautions on pages 594 to 597

SAFETY EQUIPMENT

Gloves



GLOVE500BXL



GLOVE500RL



GLOVE501BXL



GLOVE501RL

	Stock No.	Color	Size
Technician s SuperCuff® Gloves	GLOVE500BS	Black	Small
	GLOVE500BM	Black	Medium
	GLOVE500BL	Black	Large
	GLOVE500BXL	Black	X-Large
	GLOVE500BXXL	Black	XX-Large
	GLOVE500RS	Red	Small
	GLOVE500RM	Red	Medium
	GLOVE500RL	Red	Large
	GLOVE500RXL	Red	X-Large
	GLOVE500RXXL	Red	XX-Large
Impact SuperCuff Gloves	GLOVE501BS	Black	Small
	GLOVE501BM	Black	Medium
	GLOVE501BL	Black	Large
	GLOVE501BXL	Black	X-Large
	GLOVE501BXXL	Black	XX-Large
	GLOVE501RS	Red	Small
	GLOVE501RM	Red	Medium
	GLOVE501RL	Red	Large
	GLOVE501RXL	Red	X-Large
	GLOVE501RXXL	Red	XX-Large



GLOVE301RM



GLOVE502BXL



GLOVE502RL



GLOVE302RM

	Stock No.	Color	Size
Impact Gloves (M-Pact® Series)	GLOVE301RS	Red	Small
	GLOVE301RM	Red	Medium
	GLOVE301RL	Red	Large
	GLOVE301RXL	Red	X-Large
	GLOVE301RXXL	Red	XX-Large
Heavy Duty SuperCuff Gloves	GLOVE502BS	Black	Small
	GLOVE502BM	Black	Medium
	GLOVE502BL	Black	Large
	GLOVE502BXL	Black	X-Large
	GLOVE502BXXL	Black	XX-Large
	GLOVE502RS	Red	Small
	GLOVE502RM	Red	Medium
	GLOVE502RL	Red	Large
	GLOVE502RXL	Red	X-Large
	GLOVE502RXXL	Red	XX-Large
Impact Gloves (M-Pact II Series)	GLOVE302RS	Red	Small
	GLOVE302RM	Red	Medium
	GLOVE302RL	Red	Large
	GLOVE302RXL	Red	X-Large
	GLOVE302RXXL	Red	XX-Large

Technician s SuperCuff Gloves (Glove 500 Series)

- SuperCuff design provides total freedom of wrist movement
- Dual fingertip layers for protection and control
- Single piece palm protects hands from nicks and bruises

Impact SuperCuff Gloves (Glove 501 Series)

- SuperCuff design provides total freedom of wrist movement
- Dual fingertip layers for protection and control
- Thermal plastic rubber protection panels help eliminate cuts and scrapes
- Built-in tool rest provides extra support with pneumatic tools
- Gel padding in palm reduces impact

M-Pact Impact Gloves (Glove 301 Series)

- M-Pact series impact gloves are designed for extra protection
- Anti-vibration palm protection and reinforced fingers
- Molded TPR (Thermal Plastic Rubber) top helps prevent cuts, scrapes and bruises

Heavy Duty SuperCuff Gloves (Glove 502 Series)

- SuperCuff design provides total freedom of wrist movement
- Dual fingertip layers for protection and control
- Thermal plastic rubber protection panels help eliminate cuts and scrapes
- Built in tool rest provides extra support with pneumatic tools
- Gel padding in the palm reduces impact
- 5mm EVA foam
- Accordion-style knuckle protection

M-Pact II Impact Gloves (Glove 302 Series)

- M-Pact II Series impact gloves deliver extra protection and durability
- Molded TPR (Thermal Plastic Rubber) top helps prevent cuts, scrapes and bruises
- Extra palm padding for extra comfort



GLOVE100L

Unlined Leather Work Gloves

- Use for heavy duty work and wear
 - Comfort fit thumbs for dexterity and flexibility
 - Embossed Snap-on® logo on reverse
- GLOVE100M Size Medium.
GLOVE100L Size Large.
GLOVE100XL Size X-Large.



GLOVE101L

Lined Leather Work Gloves

- For heavy duty work and wear
 - Lined for protection and warmth
 - Embossed Snap-on logo on reverse
- GLOVE101L Size Large.
GLOVE101XL Size X-Large.

Technician s Gloves



GLOVE400L

Abrasion Resistant Nitrile Gloves—Blue-Point®

- Nitrile dipped coating for protection on dirty jobs
 - Ergonomically pre curved design for comfort
 - High abrasion resistance protects hand on sharp edges
 - Incredible grip and dexterity on wet and dry surfaces
 - CE rated for abrasion, blade cut, tear and puncture resistance
- GLOVE400S** Pack of 3. Small.
GLOVE400M Pack of 3. Medium.
GLOVE400L Pack of 3. Large.
GLOVE400XL Pack of 3. X-Large.
GLOVE400XXL Pack of 3. XX-Large.



GLOVE103MA



GLOVE103MAB

Washable Work Gloves—Blue-Point

- Stretch knit with padded back for extra feel and flexibility
 - Extra knuckle protection
 - Heat resistant synthetic double layered leather palm
- GLOVE103MA** Black. Medium size. 1 pair.
GLOVE103LA Black. Large size. 1 pair.
GLOVE103XLA Black. X-Large size. 1 pair.
GLOVE103MAB Blue. Medium size. 1 pair.
GLOVE103LAB Blue. Large size. 1 pair.
GLOVE103XLAB Blue. X-Large size. 1 pair



GLOVEHOLDERA

Glove Dispenser

GLOVEHOLDERA Latex Glove Dispensing Rack.

- Holds GLOVE1, GLOVE3, GLOVE5, GLOVE6, GLOVE7 and GLOVE8 Series gloves
- Metal construction prevents damage
- Magnetic base allows attachment to tool storage unit or other ferrous metal surface
- 3 “springs” secure box firmly in holder
- Mounting holes for attachment to non-ferrous surfaces
- 10" x 5 5/8" x 3 7/8"
- Black



GLOVE6L



GLOVE1M



GLOVE3LB

	Stock No.	Color	Size
Black Nitrile Technician s Gloves	GLOVE8M	Box of 100	Medium
	GLOVE8L	Box of 100	Large
	GLOVE8XL	Box of 100	X-Large
Nitrile Technician s Gloves	GLOVE5M	Box of 100	Medium
	GLOVE5L	Box of 100	Large
	GLOVE5XL	Box of 100	X-Large
Heavy Duty Nitrile Technician s Gloves	GLOVE7M	Box of 50	Medium
	GLOVE7L	Box of 50	Large
	GLOVE7XL	Box of 50	X-Large
Latex Technicians Gloves (Light Powder)	GLOVE1M	Box of 100	Medium
	GLOVE1L	Box of 100	Large
	GLOVE1XL	Box of 100	X-Large
Latex Technicians Gloves (Powder Free)	GLOVE3MB	Box of 100	Medium
	GLOVE3LB	Box of 100	Large
	GLOVE3XLB	Box of 100	X-Large
Heavy Duty Latex Technicians Gloves	GLOVE6M	Box of 50	Medium
	GLOVE6L	Box of 50	Large
	GLOVE6XL	Box of 50	X-Large



GLOVE8M



GLOVE5M



GLOVE7L

Black Nitrile (Glove 8 Series)

- Powder free plus excellent tear resistance
- Use for mechanical repairs, spray painting and refinishing applications
- Resists auto detailing chemicals

Nitrile (Glove 5 Series)

- Gloves resist nicks, cuts and abrasions and protect against chemical splashes
- 3 times the puncture resistance of natural latex or vinyl gloves
- Light powdering facilitates removal with minimal residue
- Micro textured for better gripping

Heavy Duty Nitrile (Glove 7 Series)

- Use for paint mixing, parts cleaning, transmission rebuilds and more
- Superior puncture resistance to that of natural latex or vinyl gloves
- Resists nicks, cuts, and abrasions and protects against chemical splashes
- Thick 8 mil nitrile construction
- Extra long “sleeve” for additional protection
- Powder-free. Textured for better gripping.

Latex (Light Powder) (Glove 1 Series)

- Hypo-allergenic gloves reduce the chance of allergic reaction
- Protects hands from paint, grease, and harsh chemicals
- Light powder. Disposable. 6 mil thick

Latex (Powder Free) (Glove 3 Series)

- Hypo-allergenic gloves reduce the chance of allergic reaction
- Protects hands from paint, grease, and harsh chemicals
- 6 mil thick

Heavy Duty Latex (Glove 6 Series)

- 14 mil thickness for heavy duty usage
- Textured fingers and palm for maximum grip
- Lightly powdered for easy on and off
- Will resist most shop chemicals
- Long cuff

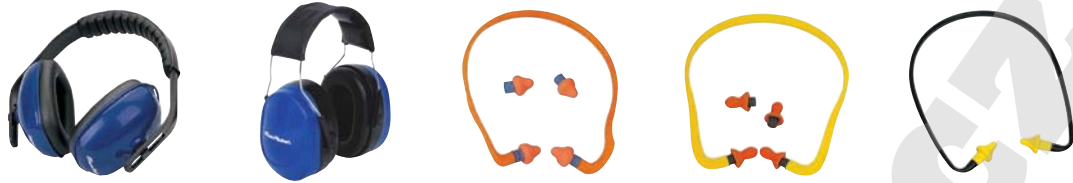


WARNING

• Read safety precautions on pages 594 to 597

SAFETY EQUIPMENT

Ear and Face Protection



Ear Protection

Specifications	GA3000A*	GA3200*	YA160A	YA1160	BLPEP1
Noise Reduction Rating, dB	25	28	25	27	21
Headband	Cushioned	Cushioned	Plastic	Plastic	Plastic
Ear Piece	Cushioned	Cushioned	Foam	Foam	Foam
Adjustable Ear Pieces	•	•			
Ear Piece Replacements			YA160A1	YA11601	BLPEP1-1
Weight, lbs.	.49	.77	.06	.06	.05

*Blue-Point®




Face Protection

Specifications	GA224B	GA225*	EFPKILLA	EFPBONEHD	EFPSTRIKER	EFPCODERD	EFPNITESTLKR	EFPHANNIBAL
Shield Style	Flat	Flat	180° Peripheral	180° Peripheral	180° Peripheral	180° Peripheral	180° Peripheral	180° Peripheral
Shield Size	8" x 12" x 0.04"	7 3/4" x 15 1/4"	35 1/2 sq. in. Viewing Area	35 1/2 sq. in. Viewing Area	35 1/2 sq. in. Viewing Area	35 1/2 sq. in. Viewing Area	35 1/2 sq. in. Viewing Area	35 1/2 sq. in. Viewing Area
Headband	•	•	•	•	•	•	•	•
Adjustable Headband	•	•	•	•	•	•	•	•
Impact Resistance	•	•	•	•	•	•	•	•
Shield Included	Clear	Clear	Clear and #10 Welding	Clear and #10 Welding	Clear and #10 Welding	Clear, #10 Welding, and Auto-Darkening Welding	Clear, #10 Welding, and Auto-Darkening Welding	Clear, #10 Welding, and Auto-Darkening Welding
Replacement Shields	GA224B1 (Clear) GA224B1G (Dark Green)	GA225-1 (with PETG) GA225-2 (with PC)	EFPCLLENSREP (Clear) EFP10WLDLENS (#10 Welding) EFP3WLDLENS (#3 Welding) EFP5WLDLENS (#5 Welding) EFP8WLDLENS (#8 Welding) EFP12WLDLENS (#12 Welding)	EFPCLLENSREP (Clear) EFP10WLDLENS (#10 Welding) EFP3WLDLENS (#3 Welding) EFP5WLDLENS (#5 Welding) EFP8WLDLENS (#8 Welding) EFP12WLDLENS (#12 Welding)	EFPCLLENSREP (Clear) EFP10WLDLENS (#10 Welding) EFP3WLDLENS (#3 Welding) EFP5WLDLENS (#5 Welding) EFP8WLDLENS (#8 Welding) EFP12WLDLENS (#12 Welding)	EFPCLLENSREP (Clear) EFP10WLDLENS (#10 Welding) EFP3WLDLENS (#3 Welding) EFP5WLDLENS (#5 Welding) EFP8WLDLENS (#8 Welding) EFP12WLDLENS (#12 Welding)	EFPCLLENSREP (Clear) EFP10WLDLENS (#10 Welding) EFP3WLDLENS (#3 Welding) EFP5WLDLENS (#5 Welding) EFP8WLDLENS (#8 Welding) EFP12WLDLENS (#12 Welding)	EFPCLLENSREP (Clear) FP10WLDLENS (#10 Welding) EFP3WLDLENS (#3 Welding) EFP5WLDLENS (#5 Welding) EFP8WLDLENS (#8 Welding) EFP12WLDLENS (#12 Welding)

*Blue-Point

Eye Protection

Safety Glasses/Glass 1, 4, 5, 6 Series



Specifications	GLASS1R	GLASS1BK	GLASS4A	GLASS5A	GLASS6A	GLASS6AAM
Lens	Clear	Clear	Clear XTR	Espresso XTR	Mirror XTR	Amber XTR
Frame	Red	Black	Black (Nylon)	Black (Nylon)	Black (Nylon)	Black (Nylon)
Anti-fog Lens Coating	•	•	•	•		•
Anti-scratch Lens Coating	•	•				
Temple Length Adjustment	•	•	3-Position	3-Position	3-Position	3-Position
Tilt Adjustment	•	•				
Design	Contemporary & Lightweight	Contemporary & Lightweight	Six base lens curve and folded back lens	Six base lens curve and folded back lens	Six base lens curve and folded back lens	Six base lens curve and folded back lens
Lens Replacement Available	•	•				
Meets Requirements	ANSI Z87.1, CSA Z94.3-1992, EN166	ANSI Z87.1, CSA Z94.3-1992, EN166	ANSI Z87.1	ANSI Z87.1	ANSI Z87.1	ANSI Z87.1
Additional Info			Increased peripheral vision and protection	Increased peripheral vision and protection	Increased peripheral vision and protection	Increased peripheral vision and protection



Safety Glasses/Glass 9, 10, 11, 12, 13 Series

Specifications	GLASS9BK	GLASS10BK	GLASS11BK	GLASS12BKA	GLASS13CPA
Lens	Clear	Brown	Mirror	Clear	Brown
Frame	Black	Black	Black	Black Ear Pieces	Black Ear Pieces
Anti-fog Lens Coating	•	•			
Anti-scratch Lens Coating	•	•			
Temple Adjustment	•	•	•	5 Position	5 Position
Design	Contemporary, sporty wraparound	Contemporary, sporty wraparound	Contemporary, sporty wraparound	Frameless, Sleek, Contemporary	Frameless, Sleek, Contemporary
Lens Replacement Available	•	•	•		
Meets Requirements	ANSI Z87.1	ANSI Z87.1	ANSI Z87.1	ANSI Z87.1	ANSI Z87.1



Safety Glasses/Glass 20 Series

Specifications	GLASS20BK	GLASS20R	GLASS20BKY	GLASS20RM	GLASS20BLM	GLASS20BKW	GLASS20BL
Lens	Clear	Clear	Amber	Mirror	Mirror	Dark Green (Shade #5)	Clear
Frame	Black	Red	Black	Red	Blue	Black	Blue
Lens Replacement Available						GLASS20LENSW	
Additional Info	White Snap-on Logo on Temples	White Snap-on Logo on Temples	White Snap-on Logo on Temples	White Snap-on Logo on Temples	White Snap-on Logo on Temples	White Snap-on Logo on Temples	White Snap-on Logo on Temples

Complies with ANSI Z87.1, CSA Z94.3 and MIL-STD-662 standards.



Safety Glasses/Glass 30 and 31 Series

Specifications	GLASS30R	GLASS30BK	GLASS31R	GLASS31BK
Lens	Clear	Clear	Clear	Clear
Frame	Red	Black	Red	Black
Anti-fog Coating	•	•	•	•
Anti-scratch Coating	•	•	•	•
Ventilation Channel	•	•		

Complies with ANSI Z87.1-2003.



GLASSVIS

Protective Eyeshields

GLASSVIS Protective Eyeshields.

- Will fit over prescription glasses or can be worn alone
- Wraparound side shields, impact resistant, antiglare guard
- Clear uncoated lens with black frames
- Complies with ANSI Z87.1, CSA Z94.3 and MIL-STD-662 standards



GLASSIBOTG

GLASSIBOTG Protective Eyeshields.

- Single panoramic lens offers increased visibility
- Protective coating resists fogging, scratching, static and UV rays
- Frames adjust horizontally and vertically for comfort
- Side impact protection
- Universal nose bridge
- Snap-on® logo on ear piece
- Exceeds ANSI specifications



WARNING

• Read safety precautions on pages 594 to 597

SAFETY EQUIPMENT

Eye Protection



GAC1575B

GOGGLE1

GOGGLE2ATOR

Safety Goggles

GAC1575B Dust/Impact Goggles.

- Plastic lenses conform to American National Safety Standards and OSHA requirements for high mass and high impact tests
- Soft, perforated, vent style form fitting plastic frame
- Meets or exceeds ANSI Z87.1-1989

GOGGLE1 Protective Goggles.

- Durable molded frame with soft and flexible elastomer that seals for a custom fit
- Quick adjust headband clips permit fast and easy fitting
- Indirect ventilation system channels and directs airflow over the lens, minimizing fogging and improving vision potential while providing superior splash and impact protection
- Uvex 4C+™ lens coating to protect against fogging, scratches and UV rays
- Meets ANSI specifications

GOGGLE2ATOR Safety Goggles.

- Durable molded frame with soft and flexible elastomer that seals for a custom fit
- Quick adjust headband clips permit fast and easy fitting
- Indirect ventilation system channels and directs airflow over the lens, minimizing fogging and improving vision potential while providing superior splash and impact protection
- Uvex 4C+™ lens coating to protect against fogging, scratches and UV rays
- Meets ANSI specifications



YA127C

Respirators and Filters

YA127C Half Mask Respirator.

- Includes organic vapor cartridges and N95 Prefilters
- Approved by NIOSH and meets OSHA regulations governing particulate respirators under 42 CFR 84
- Large sealing surface and advanced yoke design for excellent non-slip fit
- Helps protect against organic vapors, dusts and mists when used with YA1991 N95 pre-filter and YA1992 organic vapor cartridge
- Do not exceed maximum use concentrations established by regulatory standards



YA127C9

YA127C9 Pre-Filter/Filter Set.

- Includes plastic cover, YA1991 N95 pre-filter and YA1992 organic vapor cartridge



YA1991

YA1991 N95 Pre-Filter.

- 95% filter efficiency level
- Effective against particulate aerosols free of oil
- Includes 6 pair
- Do not exceed maximum use concentrations established by regulatory standards



GAC1125

GAC1150A

GAC1175A

GAC1100C

Biker Style Safety Goggles

- Adjustable side vent for increased airflow
- Lightweight and comfortable with wide pivot headband to allow optimal placement
- Cushioned eye cups for extra comfort, anti-fog lens is standard
- Folds easily for compact storage
- Meets ANSI Z87.1 standards

GAC1125 Safety Goggles. Amber anti-fog lens.

GAC1150A Safety Goggles. Smoked anti-fog lens.

GAC1175A Safety Goggles. Clear anti-fog lens.

GAC1100C Safety Goggles. Green tinted lens for acetylene torch work.



YA199

YA199 Full Face Respirator.

- Includes 2 organic vapor cartridges and 2 N95 prefilters
- Provides a comfortable fit with durable silicone face piece standard nose cup to prevent fogging and exceptional wide view anti-scratch lens
- Helps protect against organic vapors, dusts and mists when used with YA1991 N95 pre-filter and YA1992 organic vapor cartridge
- Do not exceed maximum use concentrations established by regulatory standards



YA1992

YA1992 Organic Vapor Cartridge.

- Protects against organic vapors
- Includes 1 pair
- Do not exceed maximum use concentrations established by regulatory standards
- Do not use with isocyanates

